

Library Board of Trustees - Director's Report

September 8, 2020

Note: see separate Building and Maintenance Report for information on physical infrastructure

ADMINISTRATION:

Lots of work on fall scheduling. Looking at changes to workflow and assigning work to part-time staff.

Completed and submitted eMeasures "Snapshot" report on library services during the pandemic by August 31 based on May, 2020.

Met with Sue to discuss proposed change to staffing plan/operational budget for 2021.

Met with Teri Maney, school administrator. Staff are developing program to work with school on supporting homeschooling families. Will offer Beanstack and other library resources to classroom teachers where appropriate. Teri was unaware of the concerns about busing and afterschool care and offered to ask principals to get feedback from families. Have not heard anything further.

Working with historical museum to start merging reference/historical collections and eventually developing a shared system for cataloging and retrieval.

STAFF DEVELOPMENT AND LIBRARY DIRECTOR CONTINUING EDUCATION:

CEUs for 2019: 40 (6 technology) CEUs for 2020:

PROGRAMS AND OUTREACH:

Celebrating fun and successful summer programs!

- Beanstack: 76 registered, 49 active users for SRP: age 18+: 25; age 12 – 8: 12 (only 4 participated); age <12: 39. 493 activities completed; 982 badges earned, 92,356 reading minutes logged. Three adult and 3 children's prizes were given away each week.
- Weekly take-and-makes: 10 weekly projects, 378 projects picked up
- Scavenger hunt: 5 weekly in July
- Gnome Hunt: 90 gnomes returned by 68 gnome hunters
- Summer Story Hour: 4 BlueJeans meetings with 36 participants

Upcoming:

- Story Hour goes outside: 11 AM on Tuesdays beginning 9/8 and continuing as long as weather permits
- Homeschool support group/emergency response team and related programming
- Online Dungeons and Dragons
- Socially distanced events: smores; outdoor movie, adult and children's take-and-makes
- "Get Up And Learn," jigsaw puzzles, online quizzes, and other digital program offerings, socially distanced events; collaborations with TLCFA and TLHS for virtual programming or reference.

Respectfully submitted,

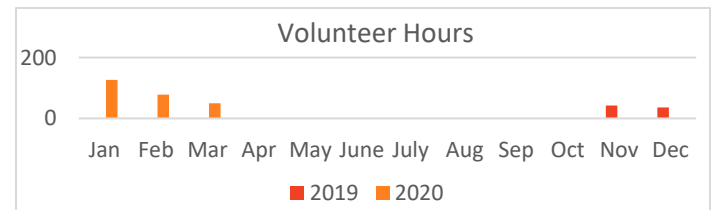
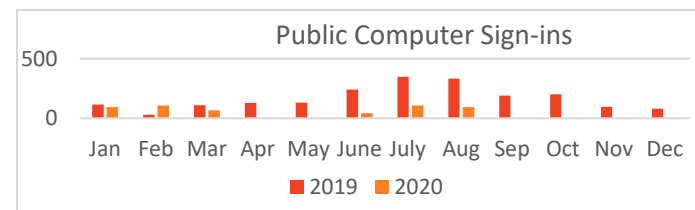
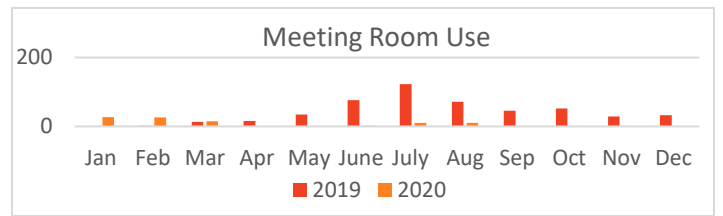
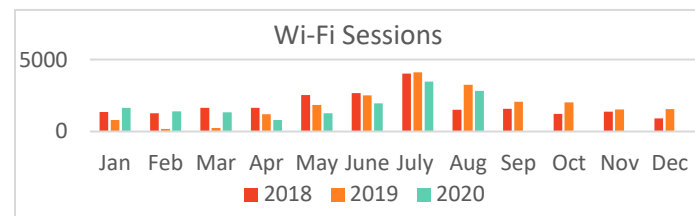
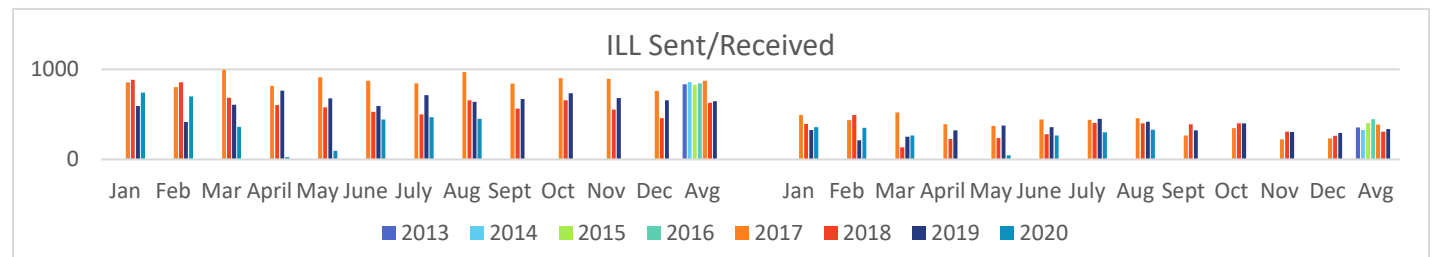
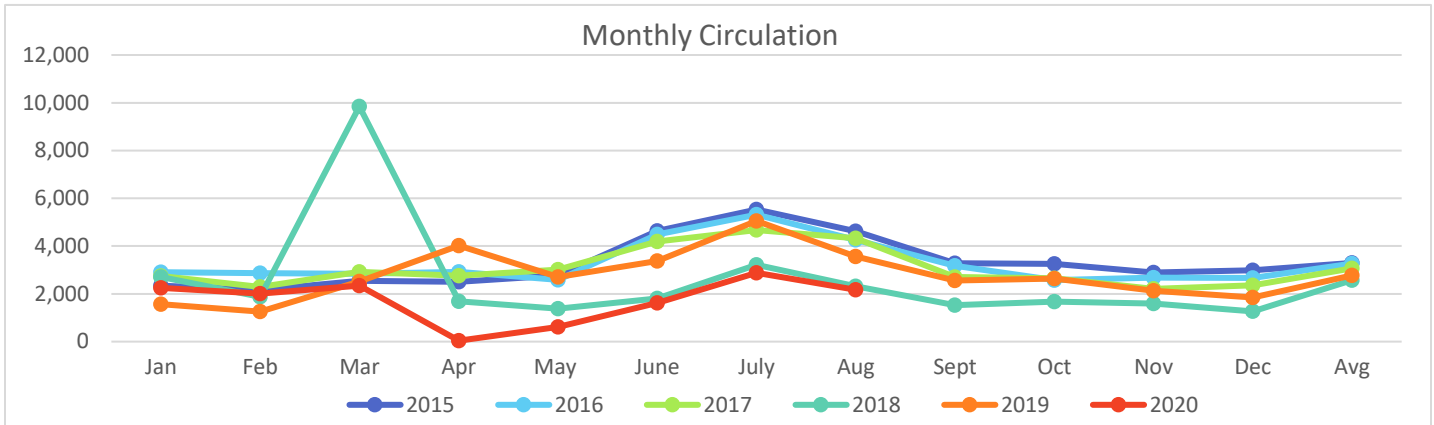
Erica Brewster – Director

Library Board of Trustees - Director's Report

September 8, 2020

Monthly and YTD Statistics

	Aug 2020	YTD 2020	Aug 2019	YTD 2019	Aug 2018	YTD 2018
Circulation	2,163	13,966	3,558	24,034	2,311	24,806
Interlibrary loan sent	436/16	3,175/115	594/45	4,734/265	633/23	5,028/273
Interlibrary loan received	329	1,922	418	2,720	402	2,281



Library Usage - Survey 2020

	March	June	October	December	Total 2020	Total 2019	Total 2018
Library Visits	387	102				22,737	16,211
Reference Transactions	36	17				923	546
Program Attendance	59 4 programs	103 2 Facebook			Avg/wk: programs	Avg/wk: 56 4 programs	Avg/wk: 30 2 programs