

Library Board of Trustees - Director's Report

December 8, 2020

ADMINISTRATION:

Employee evaluations

Library newsletter: work with historical museum to create additional pages and format content to be included in library monthly newsletter

Compile, input, and submit Libraries Transforming Communities grant

Library donations and memorials – acknowledgements; work on assembling information for memorial plaques

Work with town to update staff wages, sick, vacation hours for 2021 and 2020 closeout

Update downstairs computers with conference apps

Solar panel project

WVLS SYSTEM:

Discovery Layer review committee: review patron survey responses; Aspen Discovery online demo meeting; review Aspen Discovery proposal.

STAFF DEVELOPMENT AND LIBRARY DIRECTOR CONTINUING EDUCATION:

CEUs for 2019: 40 (6 technology) CEUs for 2020:

Pre-training sessions and work for Research Institute for Public Libraries, December 14 – 16.

PROGRAMS AND OUTREACH:

November:

- Story Hour: 4 sessions, 58 attendees
- Online D&D (4 sessions, 22 attendees), Books the Other Channel (7), Genealogy Society (8)
- Coffee & Kids: 2 sessions, 16 attendees
- Children's take and make (5/189); teen take-and-make (2/65); adult monthly take and make (2/60)
- Jingle Mingle book sale and craft booth: 175
- Online puzzles (3/26)

December:

- Story Hour
- Online D&D, Books the Other Channel, Genealogy Society
- Coffee & Kids
- Weekly children's take and make; teen take-and-make; adult take and make
- Virtual programming: puzzles, scavenger hunts, etc.
-

Respectfully submitted,

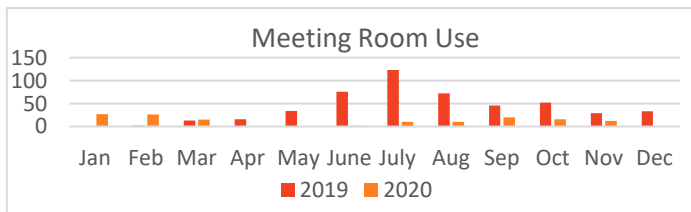
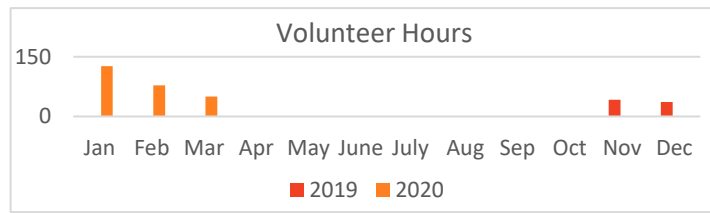
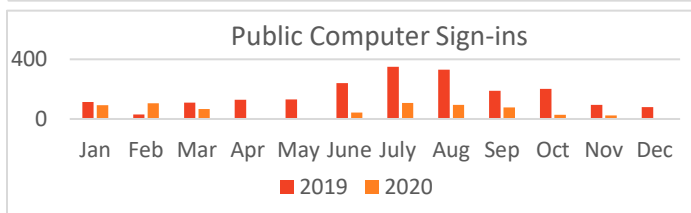
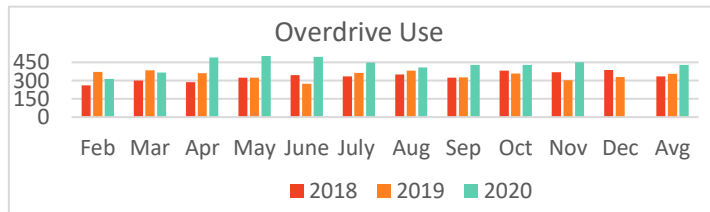
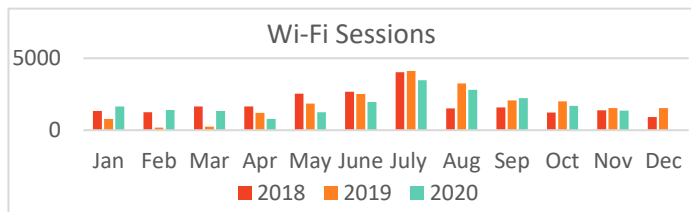
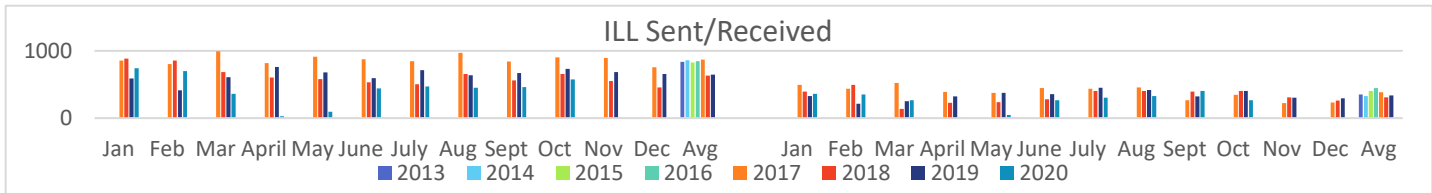
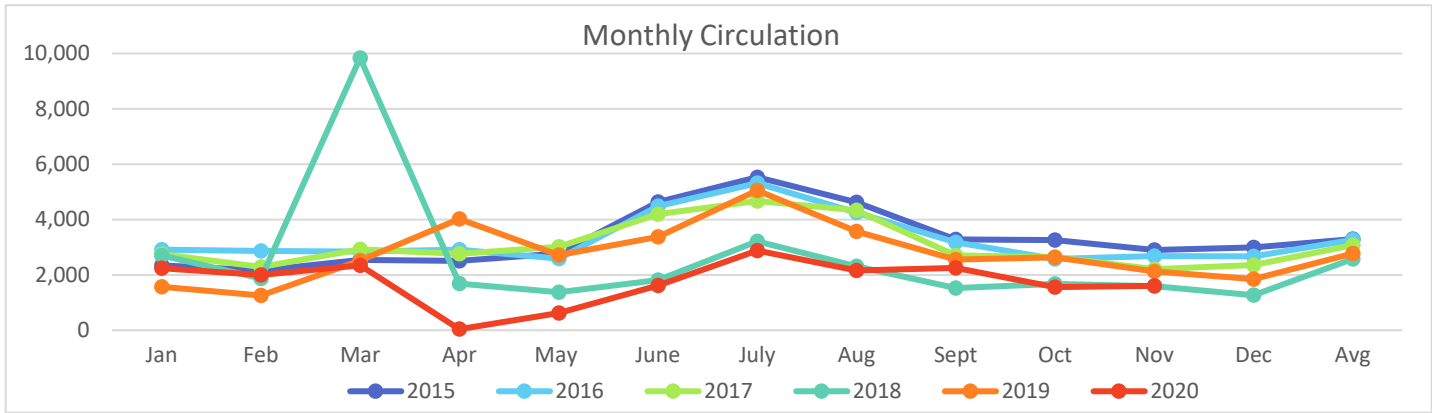
Erica Brewster – Director

Library Board of Trustees - Director's Report

December 8, 2020

Monthly and YTD Statistics

	Nov 2020	YTD 2020	Nov 2019	YTD 2019	Nov 2018	YTD 2018
Circulation	1,605	19,383	2,129	31,351	1,597	29,609
Interlibrary loan sent	535/29	4,707/186	632/51	6,678/410	517/36	6,708/399
Interlibrary loan received	292	2,897	305	3,749	310	3,385



Library Usage - Survey 2020

	March	June	October	December	Total 2020	Total 2019	Total 2018
Library Visits	387	102	151			22,737	16,211
Reference Transactions	36	17	28			923	546
Program Attendance	59 4 programs	103 2 Facebook	61 3 programs		Avg/wk: programs	Avg/wk: 56 4 programs	Avg/wk: 30 2 programs