

Library Board of Trustees - Director's Report

January 19, 2021

ADMINISTRATION:

The Demmer Library was awarded the Libraries Transforming Communities grant on the first round; one of 200 out of 300 that applied. April has completed the initial administrative tasks and is participating in the training webinars.

Attended Research Institute for Public Libraries (virtually) December 14 – 16. An intense but good training experience. We now have access to a variety of additional trainings that are being offered for free to both RIPL alumni and other library staff and colleagues. Began working on Antigo Public Library strategic planning plans.

Worked with Foundation to put out an end-of-year update.

Provided support for solar project grant

Worked with town to streamline employee leave tracking and reporting

Trained April on MailChimp, website, and other marketing tools; work with TL museum re: documents for archiving, newsletter, e-newsletter

Finished scanning used books for Better World Books, continued shelving/organizing in book sale area

Administer staff work-from-home tasks due to COVID exposure

WVLS SYSTEM:

Worked with WVLS to review loan rules for changing materials due dates.

STAFF DEVELOPMENT AND LIBRARY DIRECTOR CONTINUING EDUCATION:

CEUs for 2019: 40 (6 technology)

CEUs for 2020: 28 (RIPL)

CEUs for 2021: 1 (webinar)

PROGRAMS AND OUTREACH:

December:

- Story Hour: 4 sessions, 46 attendees
- Online D&D (5 sessions, 24 attendees), Books the Other Channel (4), Genealogy Society (9)
- Coffee & Kids: 1 sessions, 6 attendees
- Children's take and make (4/147); teen take-and-make (2/41); adult monthly take and make (1/40)
- Children's activity sheets: 8
- Online puzzles (4/61)

January:

- Story Hour
- Online D&D, Books the Other Channel, Genealogy Society
- Coffee & Kids
- Weekly children's take and make; teen take-and-make; adult take and make
- Virtual programming: puzzles, scavenger hunts, etc.

Respectfully submitted,

Erica Brewster – Director

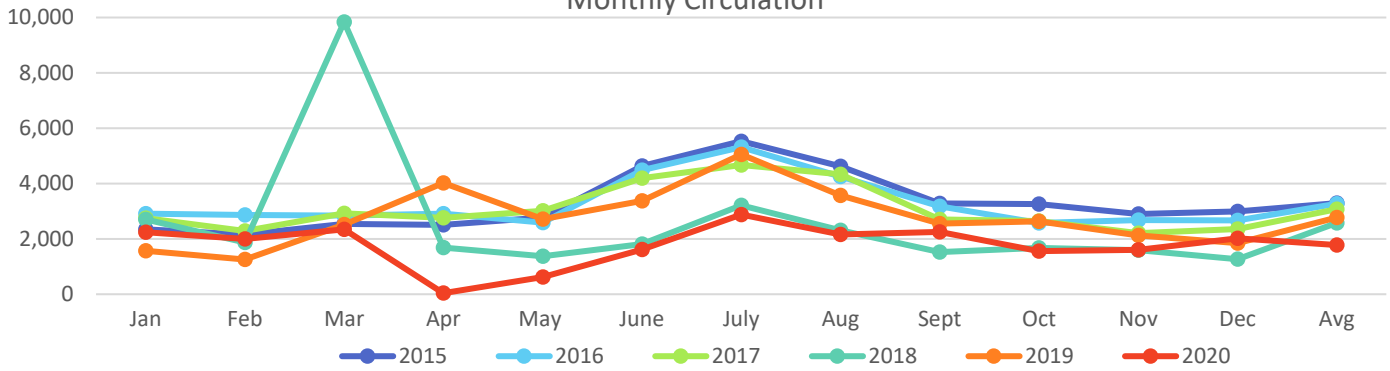
Library Board of Trustees - Director's Report

January 19, 2021

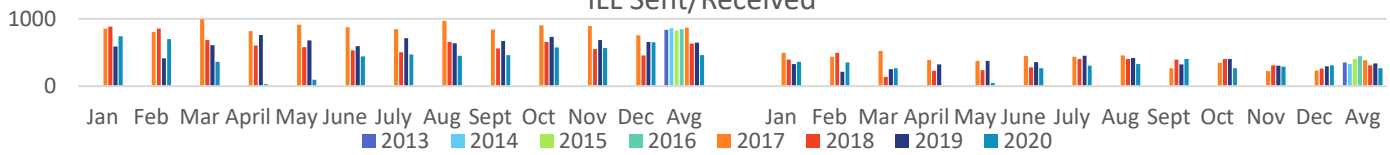
Monthly and YTD Statistics

	Dec 2020	YTD 2020	Dec 2019	YTD 2019	Dec 2018	YTD 2018
Circulation	2,023	21,406	1,852	33,203	1,265	30,874
Interlibrary loan sent	630/22	5,337/208	610/45	7,288/455	436/22	7,144/421
Interlibrary loan received	309	3,206	295	4,044	263	3,648

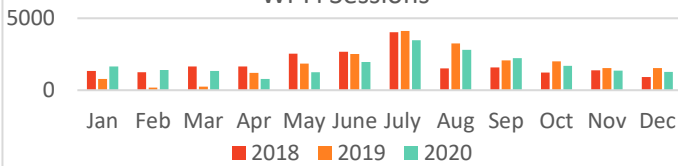
Monthly Circulation



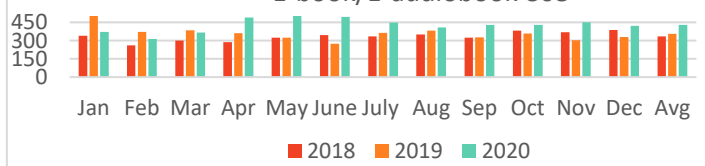
ILL Sent/Received



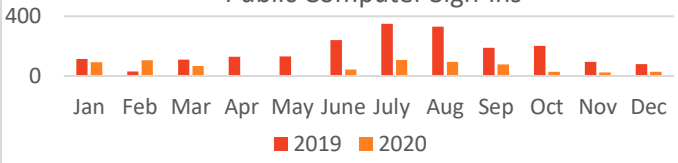
Wi-Fi Sessions



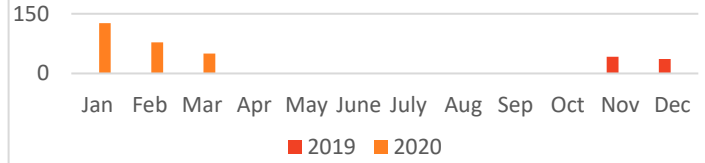
E-book/E-audiobook Use



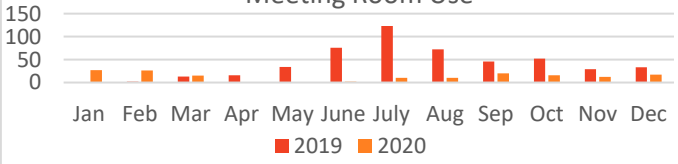
Public Computer Sign-ins



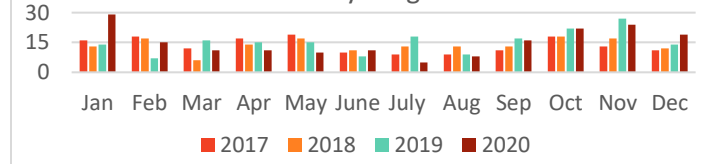
Volunteer Hours



Meeting Room Use



Library Programs



Library Usage - Survey 2020

	March	June	October	December	Total 2020	Total 2019	Total 2018
Library Visits	387	102	151	121	13,117	22,737	16,211
Reference Transactions	36	17	28	29	1,430	923	546
Program Attendance	59 4 programs	103 2 Facebook	61 3 programs	25 3 programs	Avg/wk: 62 3 programs	Avg/wk: 56 4 programs	Avg/wk: 30 2 programs

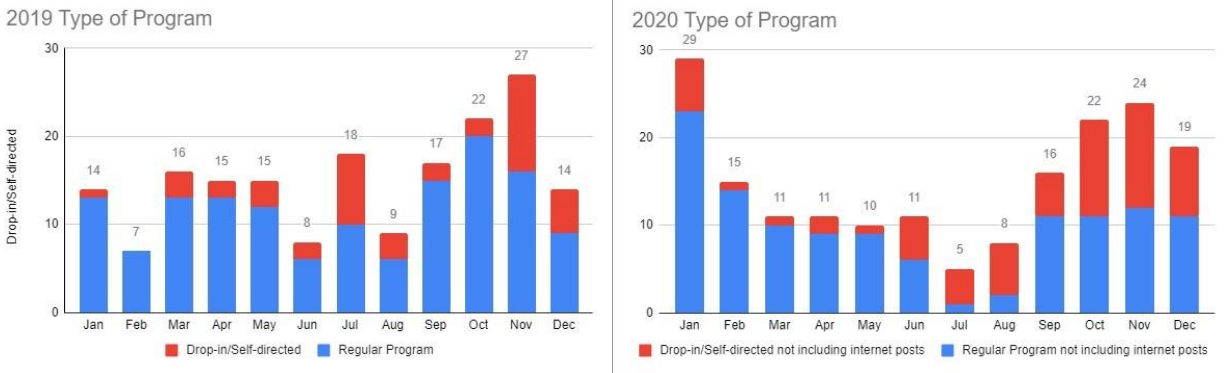
Library Board of Trustees - Director's Report

January 19, 2021

2020 END OF YEAR COMPARITIVE STATS

Despite the unusual circumstances caused by the pandemic in 2020, the Demmer Library's programming responded and adapted well.

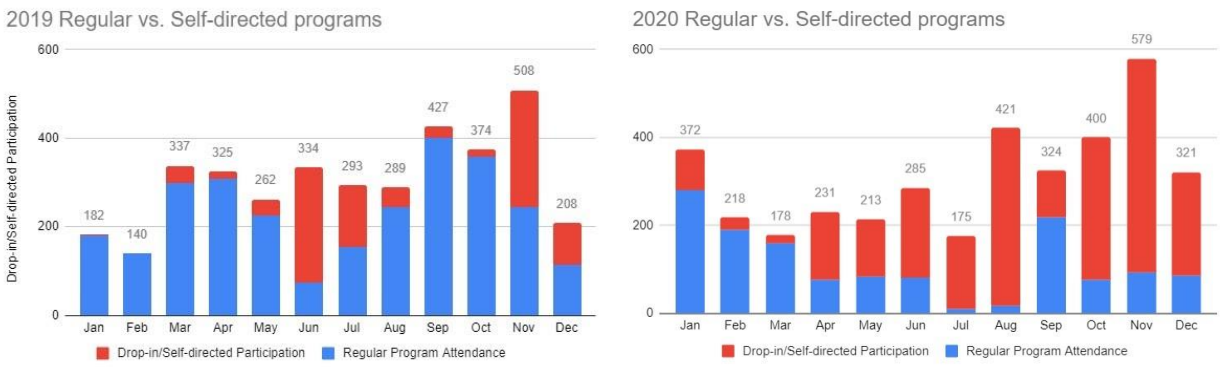
Number of programs offered by type of program (regular program vs. self-directed*)



Totals	2019	2020
Self-directed *(a program that can be participated in at any time during an extended set time period)	42	62
Regular program *(a program that must be attended during a specific time frame, e.g., 10 AM, Thursday the 17 th)	140	120
Total	182	182

Demmer staff offered the same number of programs in 2020 as in 2019, despite the constraints of the pandemic. Staff offered 50% more self-directed programs in 2020. Virtual/online programs were counted as "regular" programs in 2020 if participants had to attend at a specific time. These programs are only those that involved actual participation; does not include any social media/online passive programming.

Program participation by type of program (regular vs. self-directed)



Totals	2019	2020
Self-directed *(a program that can be participated in at any time during an extended set time period)	939	2353
Regular program *(a program that must be attended during a specific time frame, e.g., 10 AM, Thursday the 17 th)	2740	1368
Total	3679	3721

Program participation remained steady in 2020 compared to 2019. Participation did swing heavily to self-directed programs, especially in the later months.

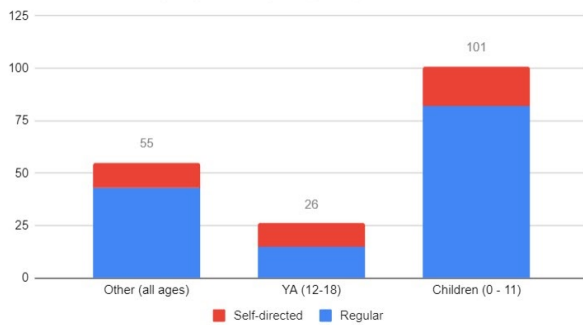
Library Board of Trustees - Director's Report

January 19, 2021

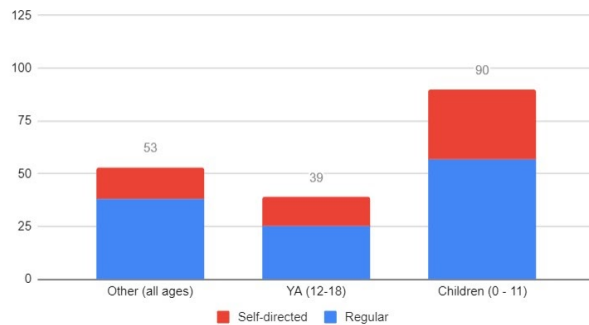
We report on programs for three specific age groups: Children (ages 0 – 11), Young Adult (ages 12 – 18) and “all other ages” for those intended for adults over age of 18.

Number of programs offered by target audience

2019 Number of programs by target age



2020 Number of programs by target age

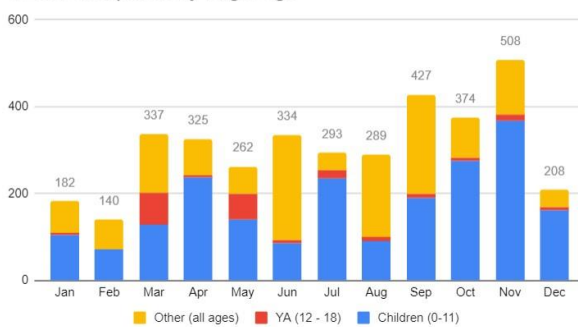


Totals	2019		2020	
	Self-directed	Regular	Self-directed	Regular
All ages (adult)	12	43	15	38
YA (12-18)	11	15	14	25
Children (0 - 11)	19	82	33	57
Total	42	140	62	120

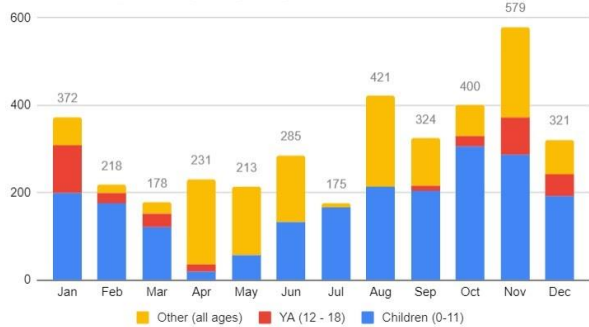
Demmer staff offered more self-directed programs in 2020 than in 2019. The distribution of types of programs was consistent for adults, and for number of YA self-directed activities, but YA regular programming increased and self-directed drastically increased for children as regular programming became more difficult to schedule.

Program participation by target audience

2019 Participation by target age



2020 Participation by target age



Totals	2019	2020
All ages (adult)	1379	1299
YA (12-18)	217	352
Children (0 - 11)	2083	2070
Total	3679	3721

2020 program participation mirrored 2019 for children’s programs, increased by half for young adults, and adult program attendance decreased slightly.